







## PRIORITY 1 – SAFE & PROTECTED

Key Tasks/activities	Success Measure/s	Actual	Target	Symbol
<p><b>We want</b> to work with all families to protect children from risk of abuse and harm, especially looked after children and children excluded from school.</p>	Looked After Children per 10,000 population aged under 18.	37.47	36.00	
	Number subject to a Child Protection Plan (CPP) per 10,000 population aged under 18.	17.01	19.00	
	Rate of permanent exclusions from school.	0.11	0.13	
	Percentage of Looked After Children with a Personal Education Plan.	90.21	94.00	
	Ratio of active TAC (Team Around the Child) cases to open social care referrals.	0.31	1.80	
	<b>Success Measure/s</b>	<b>Completion</b>		
	Compliance with the recommendation of the Munro Review of Child Protection – Completion of the Lincolnshire Action Plan.	April 2012		
Roll out of “Meeting the Needs of Children in Lincolnshire” strategy through the Lincolnshire Safeguarding Children’s Board.	April 2012			


**Action 1: Roz Cordy**

Key Tasks/activities	Success Measure/s	Actual Q1 12-13	Target Q1 12-13	Symbol Q1 12-13
<p><b>We want</b> to work with all families to protect children from risk of abuse and harm, especially looked after children and children excluded from school.</p>	Looked After Children per 10,000 population aged under 18.	37.47	36.00	◆
	<b>Activity update</b>	<b>Completion</b>		
	<p>Although the number of LAC children has increased and is higher than the target, one of the reasons for this can be attributable to the increased number of new born babies requiring protection from parents, where children have been previously removed and therefore is entirely appropriate. Robust measures are in place to ensure that everything has been done to maintain children within the home environment if it is safe for them remain there.</p> <p>All requests for children to be accommodated are considered at a Support panel chaired by a senior manager. This ensures that if additional resources to support the family are required these can be accessed and that all appropriate interventions have been explored and actioned. Changes in regulation around placing children with extended family members have resulted in some children being given the status of looked after, although they are living with family members who are assessed as connected persons.</p> <p>Changes in Case law around homeless over sixteen year olds have also resulted in an increase in this age group having the status of looked after due to their housing and other needs.</p>			


**Action 2: Roz Cordy**

Key Tasks/activities	Success Measure/s	Actual Q1 12-13	Target Q1 12-13	Symbol Q1 12-13
<p><b>We want</b> to work with all families to protect children from risk of abuse and harm, especially looked after children and children excluded from school.</p>	Number subject to a Child Protection Plan (CPP) per 10,000 population aged under 18.	17.01	19.00	
	<b>Activity update</b>	<b>Completion</b>		
	<p>The number of children on a child protection plan has decreased and is below target. This is due to the success of early intervention and assessing the needs of children and families at an earlier stage and putting in the relevant resources, it is also attributable to ensuring timely intervention where children require protection through the Courts and therefore reduces delay.</p> <p>Those children who are subject to a child protection due to robust monitoring and reviewing the plans are being proactively worked, resulting in only one child being on a plan over two years. Where children who are on a plan are still not being safeguarded alternative care is found either through family members or foster placements, which has resulted in the numbers of children looked after increasing.</p>			

**Action 3: Gary Nixon**

Key Tasks/activities	Success Measure/s	Actual 2011-12	Target 2011-12	Symbol 2011-12
<p><b>We want</b> to work with all families to protect children from risk of abuse and harm, especially looked after children and children excluded from school.</p>	Rate of permanent exclusions from school.	0.11	0.13	
	<p style="text-align: center;"><b>Activity update</b></p> <p>The overall trajectory for the last six months as it relates to performance related to the target set was a positive one. All Looked After Children who were permanently or fixed term excluded from school received the service that they needed and placements into another learning environment, as required by law after day one of a permanent exclusion were actioned. For children who were permanently excluded from school the process was equally as successful.</p> <p>Whilst the performance indicator and the overall totals are within target there a number of new key developments that need to be introduced in the next six months.</p> <p>These include the implementation of the new exclusion requirements relating to independent appeals. The provision of expert SEN based advice to Exclusion panels and the role of Academy Trust Boards in implementing the new requirements vis a vis the inter-relationship with them and the Local Authority.</p> <p>The Children and Young People's Scrutiny Committee has set a sub committee to investigate how in a changing education landscape and within the context of increasing Academisation the Local Authority ensures its' self that it is doing all that it can to ensure that the Local Authority, State Funded Schools and partners are ensuring that families are protected from the risk of abuse and harm, whilst at the same time understanding what further improvement measures can be put in place. The Sub group has been active and has consulted a very wide range of stake holders including direct contact with children and young people, Headteachers of Academies and Maintained Mainstream and Special Schools (State funded Schools). The Sub group is to report its findings and recommendations this academic term.</p>		<b>Completion</b>	

**Action 4: Karen Bailey**

Key Tasks/activities	Success Measure/s	Actual Q1 12-13	Target Q1 12-13	Symbol Q1 12-13
<p><b>We want</b> to work with all families to protect children from risk of abuse and harm, especially looked after children and children excluded from school.</p>	Percentage of Looked After Children with a Personal Education Plan.	90.21	94.00	
	<b>Activity update</b>		<b>Completion</b>	
	<p>The Personal Education Plan completion rate for 2011-2012 has followed the annual trend of previous years, with performance achieving expectations.</p> <p>The challenge for 2012-2013 will be to minimise the number of PEPs going into error due to the school summer holiday. LACES are working closely with the social care teams to forward plan the PEP dates.</p> <p>Roll out of the audit system to ensure the quality of Personal education plans is expected to be implemented this coming autumn.</p> <p>School attendance for looked after children is routinely monitored and overall very positive. Educational attainment increases life chances and promotes pathways from poverty which children and young people looked after face disproportionate to their peers.</p>			

**Action 5: Cornelia Andrecut**

Key Tasks/activities	Success Measure/s	Actual Q1 12-13	Target Q1 12-13	Symbol Q1 12-13
<p><b>We want</b> to work with all families to protect children from risk of abuse and harm, especially looked after children and children excluded from school.</p>	Ratio of active TAC (Team Around the Child) cases to open social care referrals	0.31	1.80	◆
	<b>Activity update</b>	<b>Completion</b>		
	<p>In October 2011 work commenced to cleanse the data available for active TAC which has meant that the figure of open TAC is now accurate, therefore it is difficult at this stage to measure current performance against previous and further work is required to ensure that the target set is proportionate. A multi-agency review of TAC was held on the 4th of July 2012 establishing how TACs can be further promoted and the numbers raised.</p> <p>TAC is the major mechanism by which children and families receive early help and is therefore vital to ensuring children's needs are met. Within the Local Authority the managers are encouraged to ensure cases are safely managed within social care or TAC. TAC co-ordinators provide support to partner agencies in the form of training/attending team meetings to increase their knowledge and confidence in managing the TAC process. At this stage it looks unlikely that this target will be expected to be reached by year's end and it may be therefore that the target requires revision.</p>			

**Action 6: Janice Spencer**

Key Tasks/activities	Success Measure/s	Completion
<p><b>We want</b> to work with all families to protect children from risk of abuse and harm, especially looked after children and children excluded from school.</p>	<p>Compliance with the recommendation of the Munro Review of Child Protection – Completion of the Lincolnshire Action Plan.</p>	<p>April 2012</p>
	Activity update	Completion
	<p>The Local Authority will be appointing a Principal Child and Family Worker in the spirit of Munro's intentions in this regard.</p>	<p>Work in progress appointment expected January 2013.</p>
	<p>The recently updated action plan has been shared with LSCB.</p>	<p>Completed September 2012</p>
<p>Work has commenced on reviewing the Framework For Assessment of Children in Need and their Families. Guidance is awaited following the consultation process which both staff from LSCB and the local authority Lincolnshire participated in.</p>	<p>Work in progress</p>	
<p>Work on the social work reform is well underway and the local authority is committed to ensuring all staff who work with children and young people are sufficiently skilled, equipped and supported in the roles within which they work to identify children and young people at risk and appropriately safeguard them.</p>	<p>Work in progress expected completion date March 2013.</p>	

**Action 7: Paula Whitehead**

Key Tasks/activities	Success Measure/s	Completion
<p><b>We want</b> to work with all families to protect children from risk of abuse and harm, especially looked after children and children excluded from school.</p>	<p>Roll out of “Meeting the Needs of Children in Lincolnshire” strategy through the Lincolnshire Safeguarding Children’s Board.</p>	<p>April 2012</p>
	<p style="text-align: center;"><b>Activity update</b></p> <p>LSCB has undergone consultation and review of the document. The final version of the document was signed off by the Board at a meeting of the Strategic Management Group on 5<sup>th</sup> July 2012.</p> <p>The document has been circulated to Operational Partners for dissemination across agencies. It is also on LSCB website. Meeting the Needs promotes partnership working and early intervention to children, young people and families and is critical in protecting children from risk of harm and abuse.</p>	<p style="text-align: center;"><b>Completion</b></p> <p>Action Completed</p> <p>Meeting the Needs is likely to require review when the revised Working Together Guidance issued.</p>